

Date: 12.04.2016

**Listing Compliance Department,**  
MCX-sx Limited,  
Vibgyor Towers, 4th floor,  
Plot No C 62, G - Block,  
Opp. Trident Hotel, Bandra Kurla Complex,  
Bandra (E), Mumbai – 400 098

**Sub:** - Submission of Shareholding Pattern as per Regulation 31 of Securities and Exchange Board of India (Listing Obligations and Disclosure Requirements) Regulations, 2015 (“Listing Regulations”) for the quarter ended 31.03.2016.

**Ref:** Joy Realty Limited

**Scrip Code:** 508929

Dear Sir,

With reference to the captioned subject matter, please find enclosed herewith the “Shareholding Pattern” of Joy Realty Limited for the Quarter ended on 31.03.2016, as required to be submitted under Regulation 31 of Securities and Exchange Board of India (Listing Obligations and Disclosure Requirements) Regulations, 2015 (“Listing Regulations”).

Kindly take it on your record and acknowledge the same.

Thanking you.  
Yours faithfully,

**For Joy Realty Limited**

B.S  




**Mr. Bhavin Soni**  
**Managing Director & Compliance Officer**  
**DIN No: 00132135**



**Encl.:** As above

**Shareholding Pattern under Regulation 31 of SEBI (Listing Obligations and Disclosure Requirements) Regulations, 2015**

1	Name of Listed Entity: Joy Realty Limited
2	Scrip Code/Name of Scrip/Class of Security:508929
3	Share Holding Pattern Filed under: Reg. 31(1)(a)/Reg. 31(1)(b)/Reg.31(1)(c)
	a. If under 31(1)(b) then indicate the report for Quarter ending
	b. If under 31(1)(c) then indicate date of allotment/extinguishment
4	Declaration: The Listed entity is required to submit the following declaration to the extent of submission of information:-

	Particulars	Yes*	No*
1	Whether the Listed Entity has issued any partly paid up shares?		No
2	Whether the Listed Entity has issued any Convertible Securities or Warrants?		No
3	Whether the Listed Entity has any shares against which depository receipts are issued?		No
4	Whether the Listed Entity has any shares in locked-in?		No
5	Whether any shares held by promoters are pledge or otherwise encumbered?		No

\* If the Listed Entity selects the option 'No' for the questions above, the columns for the partly paid up shares, Outstanding Convertible Securities/Warrants, depository receipts, locked-in shares, No of shares pledged or otherwise encumbered by promoters, as applicable, shall not be displayed at the time of dissemination on the Stock Exchange website. Also wherever there is 'No' declared by Listed Entity in above table the values will be considered as 'Zero' by default on submission of the format of holding of specified securities.

8.5  
  


**Joy Realty Limited**

**Table I - Summary Statement holding of specified securities**

Category	Category of shareholder	Number of shareholders	No. of fully paid up equity shares held	No. of Partly paid-up equity shares held	No. of shares underlying Depository Receipts	Total nos. shares held	Shareholding as a % of total no. of shares (calculated as per SCRR, 1957)	Number of Voting Rights held in each class of securities			No. of Shares Underlying Outstanding convertible securities (including	Shareholding, as a % assuming full conversion of convertible securities	Number of Locked in shares		Number of Shares pledged or otherwise encumbered		Number of equity shares held in dematerialised form	
								No of Voting Rights		Total as a % of (A+B+C)			No. (a)	As a % of total Shares held(b)	No. (a)	As a % of total Shares held(b)		
								Class eg: X	Class eg: Y									Total
(I)	(II)	(III)	(IV)	(V)	(VI)	(VII) = (IV)+(V)+ (VI)	(VIII)As a % of (A+B+C2)	(IX)			(X)	(XI)= (VII)+(X) As a % of (A+B+C2)	(XII)		(XIII)		(XIV)	
(A)	Promoter & Promoter Group	12	1482240	0	0	1482240	61.6757	1482240	0	1482240	61.6757	0	61.6757	0	0.0000	0	0.0000	1482240
(B)	Public	1714	921040	0	0	921040	38.3243	921040	0	921040	38.3243	0	38.3243	0	0.0000	NA	NA	370400
(C)	Non Promoter - Non Public				0	0						0			0.0000	NA	NA	
(C1)	Shares Underlying DRs	0	0	0	0	0	0.0000	0	0	0	0.0000	0	0.0000	0	0.0000	NA	NA	0
(C2)	Shares Held By Employee Trust	0	0	0	0	0	0.0000	0	0	0	0.0000	0	0.0000	0	0.0000	NA	NA	0
	<b>Total</b>	<b>1726</b>	<b>2403280</b>	<b>0</b>	<b>0</b>	<b>2403280</b>	<b>100.0000</b>	<b>0</b>	<b>0</b>	<b>0</b>	<b>100.0000</b>	<b>0</b>	<b>100.0000</b>	<b>0</b>	<b>0.0000</b>	<b>0</b>	<b>0.0000</b>	<b>1852640</b>

B/S  
x  
T/S



**Joy Realty Limited**

**Table II - Statement showing shareholding pattern of the Promoter and Promoter Group**

	Category & Name of the shareholders	PAN	Nos. of shareholders	No. of fully paid up equity shares held	Partly paid-up equity shares held	No. of shares underlying Depository Receipts	Total nos. shares held	Shareholding % calculated as per SCRR, 1957 As a % of (A+B+C2)	Number of Voting Rights held in each class of securities			No. of Shares Underlying Outstanding convertible securities (including	Shareholding , as a % assuming full conversion of convertible securities ( as a percentage of diluted share capital)	Number of Locked in shares		Number of Shares pledged or otherwise encumbered		Number of equity shares held in dematerialised form		
									No of Voting Rights					Total as a % of (A+B+C)	No. (a)	As a % of total Shares held(b)	No. (a)		As a % of total Shares held(b)	
									Class eg: X	Class eg: Y	Total									
	(I)	(II)	(III)	(IV)	(V)	(VI)	(VII) = (IV)+(V)+ (VI)	(VIII) As a % of (A+B+C2)	(IX)			(X)	(XI)= (VII)+(X) As a % of (A+B+C2)	(XII)		(XIII)		(XIV)		
<b>1</b>	<b>Indian</b>																			
<b>(a)</b>	<b>Individuals / Hindu Undivided Family</b>			11	1402680	0	0	1402680	58.3652	1402680	0	1402680	58.3652	0	58.3652	0	0.0000	0	0.0000	1402680
	Bhavin J Soni	AQTPS6426R	2	512620	0	0	512620	21.3300	512620	0	512620	21.3300	0	21.3300	0	0.0000	0	0.0000	512620	
	Jayant B Soni	AAEP57809R	1	232840	0	0	232840	9.6884	232840	0	232840	9.6884	0	9.6884	0	0.0000	0	0.0000	232840	
	Snehal J Dharamshi	AUVPS0390J	1	153580	0	0	153580	6.3904	153580	0	153580	6.3904	0	6.3904	0	0.0000	0	0.0000	153580	
	Chandan V.Mota	AGGPM4026Q	1	145600	0	0	145600	6.0584	145600	0	145600	6.0584	0	6.0584	0	0.0000	0	0.0000	145600	
	Jayantilal B Soni-Huf.	AAAH50650J	1	105620	0	0	105620	4.3948	105620	0	105620	4.3948	0	4.3948	0	0.0000	0	0.0000	105620	
	Malti J Soni	AADPS8776L	1	100000	0	0	100000	4.1610	100000	0	100000	4.1610	0	4.1610	0	0.0000	0	0.0000	100000	
	Rachana Bhavin Soni	AVWPS1384G	1	40420	0	0	40420	1.6819	40420	0	40420	1.6819	0	1.6819	0	0.0000	0	0.0000	40420	
	Jatin Tarun Dharamshi	AEVPD4257R	1	40000	0	0	40000	1.6644	40000	0	40000	1.6644	0	1.6644	0	0.0000	0	0.0000	40000	
	Kalpana Tarun Dharamshi	ABMPD9310K	1	36000	0	0	36000	1.4980	36000	0	36000	1.4980	0	1.4980	0	0.0000	0	0.0000	36000	
	Tarun Dhanji Dharamshi	ABQPD4948K	1	36000	0	0	36000	1.4980	36000	0	36000	1.4980	0	1.4980	0	0.0000	0	0.0000	36000	
	<b>Central Government / State Government(s)</b>		0	0	0	0	0	0.0000	0	0	0	0.0000	0	0.0000	0	0.0000	0	0.0000	0	
<b>(c)</b>	<b>Financial Institutions / Banks</b>		0	0	0	0	0	0.0000	0	0	0	0.0000	0	0.0000	0	0.0000	0	0.0000	0	
<b>(d)</b>	<b>Any Other (Specify)</b>		1	79560	0	0	79560	3.3105	79560	0	79560	3.3105	0	3.3105	0	0.0000	0	0.0000	79560	
	<b>Bodies Corporate</b>		1	79560	0	0	79560	3.3105	79560	0	79560	3.3105	0	3.3105	0	0.0000	0	0.0000	79560	
	Money Anchor Financial Services Pvt Ltd.	AACCM1548A	1	79560	0	0	79560	3.3105	79560	0	79560	3.3105	0	3.3105	0	0.0000	0	0.0000	79560	
	<b>Sub Total (A)(1)</b>		12	1482240	0	0	1482240	61.6757	1482240	0	1482240	61.6757	0	61.6757	0	0.0000	0	0.0000	1482240	
<b>2</b>	<b>Foreign</b>																			
<b>(a)</b>	<b>Individuals (Non-Resident Individuals / Foreign Individuals)</b>		0	0	0	0	0	0.0000	0	0	0	0.0000	0	0.0000	0	0.0000	0	0.0000	0	
<b>(b)</b>	<b>Government</b>		0	0	0	0	0	0.0000	0	0	0	0.0000	0	0.0000	0	0.0000	0	0.0000	0	
<b>(c)</b>	<b>Institutions</b>		0	0	0	0	0	0.0000	0	0	0	0.0000	0	0.0000	0	0.0000	0	0.0000	0	
<b>(d)</b>	<b>Foreign Portfolio Investor</b>		0	0	0	0	0	0.0000	0	0	0	0.0000	0	0.0000	0	0.0000	0	0.0000	0	
<b>(e)</b>	<b>Any Other (Specify)</b>		0	0	0	0	0	0.0000	0	0	0	0.0000	0	0.0000	0	0.0000	0	0.0000	0	
	<b>Sub Total (A)(2)</b>		0	0	0	0	0	0.0000	0	0	0	0.0000	0	0.0000	0	0.0000	0	0.0000	0	
	<b>Total Shareholding Of Promoter And Promoter Group (A)= (A)(1)+(A)(2)</b>		12	1482240	0	0	1482240	61.6757	1482240	0	1482240	61.6757	0	61.6757	0	0.0000	0	0.0000	1482240	

Details of Shares which remain unclaimed may be given hear along with details such as number of shareholders, outstanding shares held in demat/unclaimed suspense account, voting rights which are frozen etc.

Note:

- (1) PAN would not be displayed on website of Stock Exchange(s)
- (2) The term 'Encumbrance' has the same meaning as assigned under regulation 28(3) of SEBI (Substantial Acquisition of Shares and Takeovers) Regulations, 2011.

B'S  
x  
ADP



**Joy Realty Limited**

**Table III - Statement showing shareholding pattern of the Public shareholder**

	Category & Name of the shareholders	PAN	Nos. of shareholders	No. of fully paid up equity shares held	Partly paid-up equity shares held	No. of shares underlying Depository Receipts	Total nos. shares held	Shareholding % calculated as per SCRR, 1957 As a % of (A+B+C2)	Number of Voting Rights held in each class of securities			No. of Shares Underlying Outstanding convertible securities (including Warrants)	Shareholding , as a % assuming full conversion of convertible securities ( as a percentage of diluted share capital)	Number of Locked in shares		Number of Shares pledged or otherwise encumbered		Number of equity shares held in dematerialised form	
									No of Voting Rights		Total as a % of (A+B+C)			No. (a)	As a % of total Shares held(b)	No. (a)	As a % of total Shares held(b)		
									Class eg: X	Class eg: Y									Total
	(I)	(II)	(III)	(IV)	(V)	(VI)	(VII) = (IV)+(V)+(VI)	(VIII) As a % of (A+B+C2)	(IX)			(X)	(XI) = (VII)+(X) As a % of (A+B+C2)	(XII)	(XIII)		(XIV)		
1	Institutions																		
(a)	Mutual Fund		1	920	0	0	920	0.0383	920	0	920	0.0383	0	0.0383	0	0.0000	NA	NA	0
(b)	Venture Capital Funds		0	0	0	0	0	0.0000	0	0	0	0.0000	0	0.0000	0	0.0000	NA	NA	0
(c)	Alternate Investment Funds		0	0	0	0	0	0.0000	0	0	0	0.0000	0	0.0000	0	0.0000	NA	NA	0
(d)	Foreign Venture Capital Investors		0	0	0	0	0	0.0000	0	0	0	0.0000	0	0.0000	0	0.0000	NA	NA	0
(e)	Foreign Portfolio Investor		0	0	0	0	0	0.0000	0	0	0	0.0000	0	0.0000	0	0.0000	NA	NA	0
(f)	Financial Institutions / Banks		0	0	0	0	0	0.0000	0	0	0	0.0000	0	0.0000	0	0.0000	NA	NA	0
(g)	Insurance Companies		0	0	0	0	0	0.0000	0	0	0	0.0000	0	0.0000	0	0.0000	NA	NA	0
(h)	Provident Funds/ Pension Funds		0	0	0	0	0	0.0000	0	0	0	0.0000	0	0.0000	0	0.0000	NA	NA	0
(i)	Any Other (Specify)		0	0	0	0	0	0.0000	0	0	0	0.0000	0	0.0000	0	0.0000	NA	NA	0
	Sub Total [B][1]		1	920	0	0	920	0.0383	920	0	920	0.0383	0	0.0383	0	0.0000	NA	NA	0
2	Central Government/ State Government(s)/ President of India																		
	Sub Total [B][2]		0	0	0	0	0	0.0000	0	0	0	0.0000	0	0.0000	0	0.0000	NA	NA	0
3	Non-Institutions																		
(a)	Individuals			0	0										0		NA	NA	
	i. Individual shareholders holding nominal share capital up to Rs. 2 lakhs.		1685	581160	0	0	581160	24.1820	581160	0	581160	24.1820	0	24.1820	0	0.0000	NA	NA	40720
	ii. Individual shareholders holding nominal share capital in excess of Rs. 2 lakhs.		1	237980	0	0	237980	9.9023	237980	0	237980	9.9023	0	9.9023	0	0.0000	NA	NA	237980
	Piya Reddy	AAEPR3576Q		237980	0	0	237980	9.9023	237980	0	237980	9.9023	0	9.9023	0	0.0000	NA	NA	237980
(b)	NBFCs registered with RBI		0	0	0	0	0	0.0000	0	0	0	0.0000	0	0.0000	0	0.0000	NA	NA	0
(c)	Employee Trusts		0	0	0	0	0	0.0000	0	0	0	0.0000	0	0.0000	0	0.0000	NA	NA	0
(d)	Overseas Depositories(holding DRs) (balancing figure)		0	0	0	0	0	0.0000	0	0	0	0.0000	0	0.0000	0	0.0000	NA	NA	0
(e)	Any Other (Specify)		27	100980	0	0	100980	4.2018	100980	0	100980	4.2018	0	4.2018	0	0.0000	NA	NA	91700
	Non Resident Indians (Repat)		17	3440	0	0	3440	0.1431	3440	0	3440	0.1431	0	0.1431	0	0.0000	NA	NA	0
	Bodies Corporate		10	97540	0	0	97540	4.0586	97540	0	97540	4.0586	0	4.0586	0	0.0000	NA	NA	91700
	Proxcel Management Agencies Private Limited	AAACM7106L		56580	0	0	56580	2.3543	56580	0	56580	2.3543	0	2.3543	0	0.0000	NA	NA	56580
	Shalibhadra Properties Private Limited	AABC56730K		26680	0	0	26680	1.1101	26680	0	26680	1.1101	0	1.1101	0	0.0000	NA	NA	26680
	Sub Total [B][3]		1713	920120	0	0	920120	38.2860	920120	0	920120	38.2860	0	38.2860	0	0.0000	NA	NA	370400
	Total Public Shareholding [B] = [B][1]+[B][2]+[B][3]		1714	921040	0	0	921040	38.3243	921040	0	921040	38.3243	0	38.3243	0	0.0000	NA	NA	370400

Details of the shareholders acting as persons in Concert including their Shareholding (No. and %):

Details of Shares which remain unclaimed may be given hear along with details such as number of shareholders, outstanding shares held in demat/unclaimed suspense account, voting rights which are frozen etc.


No. of shareholders	No. of Shares
0	0

Note:

(1) PAN would not be displayed on website of Stock Exchange(s).

(2) The above format needs to be disclosed along with the name of following persons: Institutions/Non Institutions holding more than 1% of total number of shares

(3) W.r.t. the information pertaining to Depository Receipts, the same may be disclosed in the respective columns to the extent information available and the balance to be disclosed as held by custodian.



**Joy Realty Limited**

**Table IV - Statement showing shareholding pattern of the Non Promoter- Non Public shareholder**

	Category & Name of the shareholders	PAN	Nos. of shareholders	No. of fully paid up equity shares held	Partly paid-up equity shares held	No. of shares underlying Depository Receipts	Total nos. shares held	Shareholding % calculated as per SCRR, 1957 As a % of (A+B+C2)	Number of Voting Rights held in each class of securities			No. of Shares Underlying Outstanding convertible securities (including Warrants)	Shareholding , as a % assuming full conversion of convertible securities ( as a percentage of diluted share capital)	Number of Locked in shares		Number of Shares pledged or otherwise encumbered		Number of equity shares held in dematerialised form	
									No of Voting Rights					Total as a % of (A+B+C)	No. (a)	As a % of total Shares held(b)	No. (a)		As a % of total Shares held(b)
									Class eg: X	Class eg: y	Total								
	(I)	(II)	(III)	(IV)	(V)	(VI)	(VII) = (IV)+(V)+ (VI)	(VIII) As a % of (A+B+C2)	(IX)			(X)	(XI)= (VII)+(X) As a % of (A+B+C2)	(XII)		(XIII)		(XIV)	
1	Custodian/DR Holder		0	0	0	0	0	0.0000	0	0	0	0.0000	0	0.0000	NA	NA	0		
2	Employee Benefit Trust (under SEBI (Share based Employee Benefit) Regulations, 2014)		0	0	0	0	0	0.0000	0	0	0	0.0000	0	0.0000	NA	NA	0		
	<b>Total Non-Promoter- Non Public Shareholding [C]= [C]1)+[C]2)</b>		<b>0</b>	<b>0</b>	<b>0</b>	<b>0</b>	<b>0</b>	<b>0.0000</b>	<b>0</b>	<b>0</b>	<b>0</b>	<b>0.0000</b>	<b>0</b>	<b>0.0000</b>	<b>NA</b>	<b>NA</b>	<b>0</b>		

**Note:**

(1) PAN would not be displayed on website of Stock Exchange[s].

(2) The above format needs to disclose name of all holders holding more than 1% of total number of shares

(3) W.r.t. the information pertaining to Depository Receipts, the same may be disclosed in the respective columns to the extent information available

